



SRTTU

Journal of Computational and Applied Research
in Mechanical Engineering

jcarme.sru.ac.ir

JCARME

ISSN: 2228-7922

Research paper

Analytical study of induced magnetic field and heat source on chemically radiative MHD convective flow from a vertical surface

K. Suneetha^a, S. M. Ibrahim^{b,*}, G V Ramana Reddy^a and P. Vijaya Kumar^b

^aDepartment of Mathematics, K L Educational Foundation Vaddeswaram, Guntur(Dt), 502522, India

^bDepartment of Mathematics, GITAM (Deemed to be University, Visakhapatnam, Andhra Pradesh- 530045., India

Article info:**Article history:**

Received: 21/07/2017

Accepted: 07/01/2020

Revised: 10/01/2020

Online: 14/01/2020

Keywords:

Mixed convection,

Radiation,

Heat generation,

Induced magnetic field,

Chemical reaction.

***Corresponding author:**ibrahimsvu@gmail.com**Abstract**

Due to their position in various industrial applications, convective fluid flow structure is intricate and enticing to investigate. Here the flow has been made by considering multitudinous apropos parameters like induced magnetic factor, heat source and viscous dissipation effects for the mixed convective chemically radiative fluid from a vertical surface. The frame work of mathematical pattern is conferred with in the circumstances of a system of ordinary differential equations under felicitous legislation. The governed mathematical statement is handled analytically by perturbation strategy. Diagrams and numerical values of the profiles are delineated with apropos parameters. Our sketches illustrate that the induced magnetic field is perceived to be downward with intensification in magnetic parameter. Temperature profile is accelerated by rising thermal radiation and concentration distribution is decelerated by enhancing the chemical reaction and Schmidt number.

1. Introduction

Technological utility and academic inquisitiveness have provided prodigious attention to the exposure of convective flows with heat and mass transfer from the current researchers. The research community has received spectacular absorption of convective flows with simultaneous heat and mass transfer in view of their role in abounding slots of science

and technology such as chemical industry, chemical industry, cooling and heating of buildings, condensers and cooling of nuclear reactors, etc. Choudhary and Sharma [1] analyzed the flow dynamics on cooled and heated plates and found very low current density for the cooled plate and a very high one for the heated plate. Hady et al. [2] showed local skin friction coefficient ascension with variable viscosity. Numerical simulation of laminar flow

over a wedge was conveyed by Gebhart and Pera [3]. Sharma and Chaudhary [4] illustrated the essence of mixed convective Newtonian fluid over the cooled and heated plate through porous medium.

Being multifaceted and having an ample scope of applications in industry, MHD problems with heat and mass transfer have captured great attention of the current research community. Recently, the repercussions of heat transfer on electrically conducting fluid flow past a vertical either infinite or semi-infinite was studied by [5-7]. Magnetic reciprocation is a primordial episode that arises in materials when the magnetic field is set up on magnetic-fluid. The ramification of magnetic fluid in peristaltic transport among coaxial pumps was examined by Rathod and Asha [8]. Considering these numerous applications, flows through porous medium in electrical field have been explored by Raptis and Kafoussias [9], Raptis [10], Sattar and Hossain [11], Sattar [12] etc. In free convective flow from a vertical surface, Kumar and Singh [13] investigated the impact of induced magnetic factor. The detection of peculiar features of induced magnetic field from a vertical surface was done by Chaudhary et al. [14]. Pandit and Sarma [15] and Alam et al. [16] analyzed impact of induced magnetic factor on the stream of mixed convective flow because of vertical porous plat.

High-tech advancement intensified heat generation or absorption in multifarious utilizations like in chemical reactor design, thermal power plant, dissociating fluids and manufacturing etc, entailing efficacious coolants for pertained heat dissipation. Ibrahim and Suneetha [17] and Ahmed and Sengupta [18] contemplated radiation absorbing kuvshiiinshiki fluid stream in porous medium. They observed decay in temperature subjected to larger radiation absorption parameter. Chaudhary et al. [19] and Sharma et al. [20] discussed the radiation effect when MHD mixed convection stream is considered.

The research process in geophysical system and chemical engineering industry has given a way to concentrate on transport activity in porous materials which became a substantial field in heat transfer. Due to its prodigious applicability in science and technology such as drying

technologies, oil innovations, framing and structural designing, etc., the analysts are engaged with porous media to break down the liquid flow and transport procedure through it. Stangle and Aksay [21] carried out an excellent theoretical work on blinder removal process by taking disordered porous materials. The stream of viscous flow because of exponentially accelerated isothermal sheet with chemical reaction was studied by Muthucumaraswamy et al. [22]. After such appreciable awareness, many authors [23-26] carried out research on this issue.

Propelled by the precursory research, the intrusion here is to scrutinize the repercussion of induced magnetic factor on viscous stream because of vertical surface.

2. Formulation of the problem

A 2D mixed laminar electrically incompressible viscous liquid past an electrically non-conducting moving infinite vertical porous plate (see Fig. 1).

For this problem, the boundary layer expressions (by Boussinesq's approximation) are

$$-\nu_0 \frac{du}{dy} = g\beta(T - T_\infty) + g\beta^*(C - C_\infty) + v \frac{d^2u}{dy^2} + \frac{\mu_e H_o}{\rho} \frac{dH_x}{dy} \tag{1}$$

$$-\nu_0 \frac{dH_x}{dy} = H_0 \frac{du}{dy} + \frac{1}{\sigma\mu_e} \frac{d^2H_x}{dy^2} \tag{2}$$

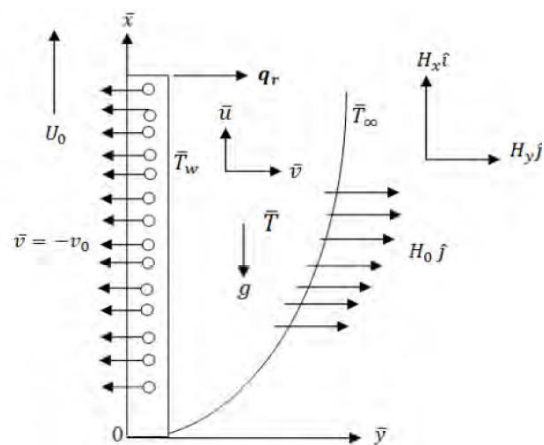


Fig. 1. Physical configuration and coordinate system.

$$-v_0 \frac{dT}{dy} = \frac{\kappa}{\rho C_p} \frac{d^2 T}{dy^2} - \frac{1}{\rho C_p} \frac{dq_r}{dy} + \frac{v}{C_p} \left(\frac{du}{dy} \right)^2 \quad (3)$$

$$+ \frac{1}{\sigma \rho C_p} \left(\frac{dH_x}{dy} \right)^2 - \frac{Q^*}{\rho C_p} (T_\infty - T)$$

$$-v_0 \frac{dC}{dy} = D \frac{d^2 C}{dy^2} - Kr'C \quad (4)$$

The boundary restrictions are

$$\left. \begin{aligned} u = U, \frac{dT}{dy} = -\frac{Q_0}{\kappa}, \frac{dC}{dy} = -\frac{m}{D}, H_x = H_w \text{ at } y=0 \\ u = 0, T \rightarrow T_\infty, C \rightarrow C_\infty, H_x \rightarrow 0 \text{ as } y \rightarrow \infty \end{aligned} \right\} (5)$$

For optically thin gray gas, the local radiant is expressed by

$$\frac{\partial q_r}{\partial y} = -4a\sigma(T_\infty^4 - T^4) \quad (6)$$

By Taylor' expansion we have

$$T^4 \cong 4T_\infty^3 T - 3T_\infty^4 \quad (7)$$

Acknowledging a self-similar solution of the form

$$\left. \begin{aligned} u^* = \frac{u}{v_0}, u^* = \frac{u}{v_0}, C^* = \frac{(C - C_\infty)v_0 D}{mv} \\ \kappa^* = \frac{\kappa v_0^2}{v^2}, \theta^* = \frac{(T - T_\infty)\kappa v_0}{Qv}, Sc = \frac{v}{D} \\ Pr = \frac{\mu C_p}{\kappa}, P_m = \sigma v \mu_e, Gr = \frac{g\beta Q v^3}{\kappa v_0^4} \\ Ec = \frac{\kappa v_0^3}{Qv C_p}, Gm = \frac{g\beta^* v(C_w - C_\infty)}{v_0^3} \\ H = \frac{H_x}{v_0} \sqrt{\frac{\mu_e}{\rho}}, R = \frac{64a\sigma T_\infty^3}{\rho v C_p}, M = \frac{H_0}{v_0} \sqrt{\frac{\mu_e}{\rho}} \\ Q = \frac{Q^*}{v(T_\infty - T_0)} \end{aligned} \right\} (8)$$

Governing Eqs.(1-4) reduce to the form

$$\frac{d^2 u}{dy^2} + M \frac{dH}{dy} + \frac{du}{dy} = -Gr\theta - GmC \quad (9)$$

$$\frac{1}{Pm} \frac{d^2 H}{dy^2} + \frac{dH}{dy} + M \frac{du}{dy} = 0 \quad (10)$$

$$\frac{d^2 \theta}{dy^2} + Pr \frac{d\theta}{dy} + \frac{Pr R}{4} \quad (11)$$

$$= -Pr Ec \left[\left(\frac{du}{dy} \right)^2 + \frac{1}{Pm} \left(\frac{dH}{dy} \right)^2 \right] + Q\theta$$

$$\frac{d^2 C}{dy^2} + Sc \frac{dC}{dy} - KrScC = 0 \quad (12)$$

Boundary conditions are:

$$\left. \begin{aligned} u = U, \frac{d\theta}{dy} = -1, \frac{dC}{dy} = -1, H = h(\text{say}) \text{ at } y = 0 \\ u = 0, \theta \rightarrow 0, C \rightarrow 0, H \rightarrow 0 \text{ as } y \rightarrow \infty \end{aligned} \right\} (13)$$

3. Solution of the problem

To get the result of Eqs. (9-12) under boundary restriction (13) take

$$C = \frac{1}{m_1} e^{-m_1 y} \quad (14)$$

For getting the solutions we introduce

$$\left. \begin{aligned} u(y) = u_1(y) + Ecu_2(y) + 0(Ec^2) + \dots \\ H(y) = H_1(y) + EcH_2(y) + 0(Ec^2) + \dots \\ \theta(y) = \theta_1(y) + Ec\theta_2(y) + 0(Ec^2) + \dots \end{aligned} \right\} (15)$$

With the help of Eq. (13), the Eqs. (7-9) reduces to the following form

$$u_1'' + u_1' + MH_1' = -Gr\theta_1 - GmC \quad (16)$$

$$u_2'' + u_2' + MH_2' = -Gr\theta_2 \quad (17)$$

$$H_1'' + PmH_1' + MPmu_1' = 0 \quad (18)$$

$$H_2'' + PmH_2' + MPmu_2' = 0 \quad (19)$$

$$\theta_1'' + Pr\theta_1' + s_3\theta_1 = 0 \quad (20)$$

$$\theta_2'' + Pr\theta_2' + s_3\theta_2 = -Pr(u_1')^2 - \frac{Pr}{Pm}(H_1')^2 \quad (21)$$

$$\text{where } s_3 = \left(\frac{PrR}{4} + Q \right)$$

With the corresponding boundary restriction

$$\left. \begin{aligned} u_1 = U, u_2 = 0, H_1 = h, H_2 = 0, \\ \theta_1' = -1, \theta_2' = 0 \quad \text{at } y=0 \\ u_1 = 0, u_2 = 0, H_1 \rightarrow 0, H_2 \rightarrow 0, \\ \theta_1 \rightarrow 0, \theta_2 \rightarrow 0 \quad \text{as } y \rightarrow \infty \end{aligned} \right\} \quad (22)$$

$$\theta_1 = \frac{1}{m_2} e^{-m_2 y} \quad (23)$$

$$H_1 = A_3 e^{-m_3 y} - A_1 e^{-m_2 y} - A_2 e^{-m_1 y} \quad (24)$$

$$u_1 = A_7 e^{-y} + A_4 e^{-m_3 y} - A_5 e^{-m_2 y} - A_6 e^{-m_1 y} \quad (25)$$

$$\theta_2 = \left[\begin{aligned} &A_{18} e^{-m_6 y} - A_8 e^{-2y} - A_9 e^{-2m_3 y} \\ &- A_{10} e^{-2m_2 y} - A_{11} e^{-2m_1 y} - A_{12} e^{-(m_3+1)y} \\ &+ A_{13} e^{-(m_2+1)y} + A_{14} e^{-(m_1+1)y} \\ &+ A_{15} e^{-(m_2+m_3)y} + A_{16} e^{-(m_3+m_1)y} \\ &+ A_{17} e^{-(m_2+m_1)y} \end{aligned} \right] \quad (26)$$

$$H_2 = \left[\begin{aligned} &A_{30} e^{-m_7 y} - A_{19} e^{-m_6 y} + A_{20} e^{-2y} \\ &+ A_{21} e^{-2m_3 y} + A_{22} e^{-2m_2 y} + A_{23} e^{-2m_1 y} \\ &+ A_{24} e^{-(m_3+1)y} - A_{25} e^{-(m_2+1)y} \\ &- A_{26} e^{-(m_1+1)y} - A_{27} e^{-(m_2+m_3)y} \\ &- A_{28} e^{-(m_3+m_1)y} - A_{29} e^{-(m_2+m_1)y} \end{aligned} \right] \quad (27)$$

$$u_2 = \left[\begin{aligned} &A_{43} e^{-y} - A_{31} e^{-m_7 y} - A_{32} e^{-m_6 y} \\ &- A_{33} e^{-2y} - A_{34} e^{-2m_3 y} - A_{35} e^{-2m_2 y} \\ &- A_{36} e^{-2m_1 y} - A_{37} e^{-(m_3+1)y} - A_{38} e^{-(m_2+1)y} \\ &+ A_{39} e^{-(m_1+1)y} + A_{40} e^{-(m_2+m_3)y} \\ &+ A_{41} e^{-(m_3+m_1)y} + A_{42} e^{-(m_2+m_1)y} \end{aligned} \right] \quad (28)$$

The current density (J) is given by

$$J = -\left(\frac{dH}{dy}\right) \quad (29)$$

Stress of the shear is

$$\tau = \left(\frac{\partial u}{\partial y}\right)_{y=0} = \left(\frac{\partial u_1}{\partial y}\right)_{y=0} + Ec \left(\frac{\partial u_2}{\partial y}\right)_{y=0} \quad (30)$$

The rate of heat transfer is given by

$$Q^* = -k \left(\frac{\partial T^*}{\partial y^*}\right)_{y=0} \quad (31)$$

Nusselt number (Nu), is as follows:

$$Nu = \frac{Q^* \nu}{K \nu_0 (T^* - T_{\infty}^*)} = \frac{1}{(\theta)_{y=0}} \quad (32)$$

The rate of mass transfer is given by

$$J^* = -\rho D \left(\frac{\partial C^*}{\partial y^*}\right)_{y=0} \quad (33)$$

Sherwood number (Sh), is as follows:

$$Sh = \frac{J^* \nu}{\rho \nu_0 (C^* - C_{\infty}^*)} = \frac{1}{(C)_{y=0}} \quad (34)$$

4. Results and discussion

Extensive analytical computations are done for velocities, thermal and concentration distributions together with friction factor feature, Nusselt as well as Sherwood number for distinct standards of physical constraints which illustrate the structures of the flow. The problem composes of one independent variable (y) and four dependent variables (u, θ, H, ϕ) with

$$\begin{aligned} M = 3.0, Gr = 5.0, Gm = 3.0, Pm = 1.0, Pr = 1.0, \\ R = 0.5, Q = 0.1, Sc = 0.22, Ec = 0.001, h = 0.1, \\ U = 1.0, Kr = 3.0. \end{aligned}$$

Numerical solutions are well established in tables.

For the moment of numerous values of Gr , the velocity in the boundary layer is launched in Fig. 2. It is perceptible that a growth in Gr accompanies to a hike in u because of growth in buoyancy force. Fig. 3 explicates velocity for different values of Gm . A growth in Gm imparts a favorable acceleration in the fluid velocity. In Fig. 4, we vigilance that rise in M causes the velocity to downtrend. The spire value radically declines with raise in the value of M , because, the existence of magnetic factor incites a well-known Lorentz force. The impact of Pm on the velocity profile is shown in Fig. 5. From this sketch, it is figured out that enhancing Pm implies an outstanding acceleration in u . we observe that velocity boost up with the hike of Pm . Fig. 6 enlightens that the velocity profile decelerates with the reduction of Pr . Accelerating profiles of u with Q and R are visualized in Figs.

7-8. Decelerating nature of u with Sc is portrayed in Fig. 9.

Deviation of H of for various values of Gr and Gm has been portrayed in Figs. 10-11. They appraise an enhancing environment. Fig. 12 shows the pattern of the induced magnetic profile for various values of M . It is seen that as M amplifies, H decelerates. Figs. 13 and 14 show the induced magnetic profile for multifarious values of Pm and Pr . It is exposed that H accelerates owing to Pr and Pm . From Fig. 15 it is illustrated that the H profiles narrated rising nature due to enhancing values of R . The impression of uplifting values of the heat generation parameter Q on the induced magnetic is displayed in Fig. 16. We perceived in this figure the enhancing value of the heat generation Q . Figs. 17, 18 and 19 represent the temperature profiles versus y for numerous values of Pr , Q and R respectively. Fig. 17 points out the corollary of Pr on temperature. Temperature profiles indicate suppressing behaviour due to escalating values of Pr . Uplifting repercussions have been arrested for T with Q which is illustrated in Fig. 18. Fig. 19 explains, as presumed, that accelerating of R escorts to uplift in the fluid's temperature. The Figs. 20 and 21 depict the change of behavior of concentration profiles against y under the effect of Sc and Kr respectively. The impact of Sc on concentration is elucidated in Fig. 20. It is perceptible that raise in Sc contributes to downtrend of concentration of the fluid medium. Undifferentiated effect has been noted with Kr on concentration profile noticed from Fig. 21.

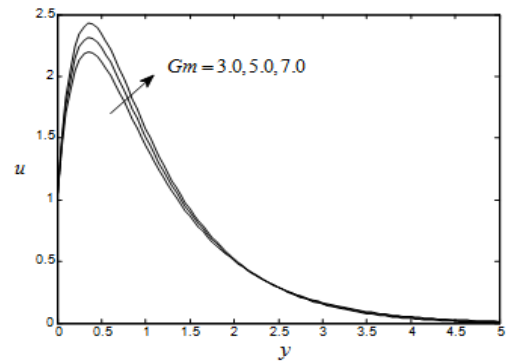


Fig. 3. Profiles of u for Gm .

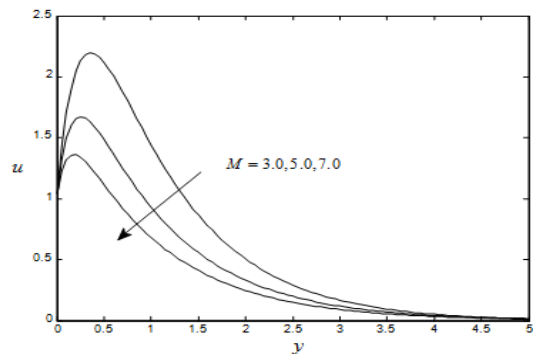


Fig. 4. Profiles of u for M .

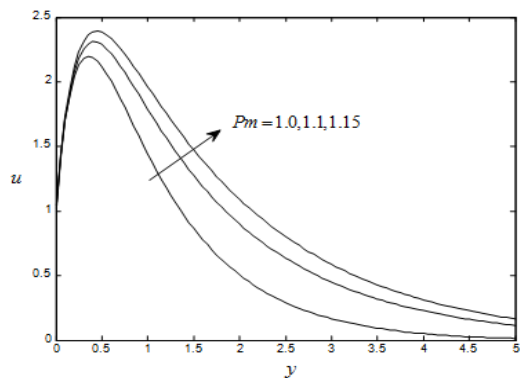


Fig. 5. Profiles of u for Pm .

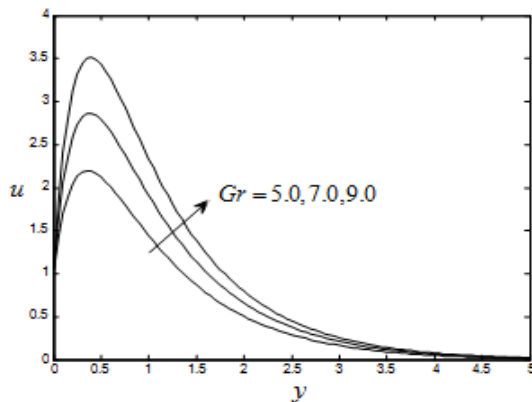


Fig.2. Profiles of u for Gr .

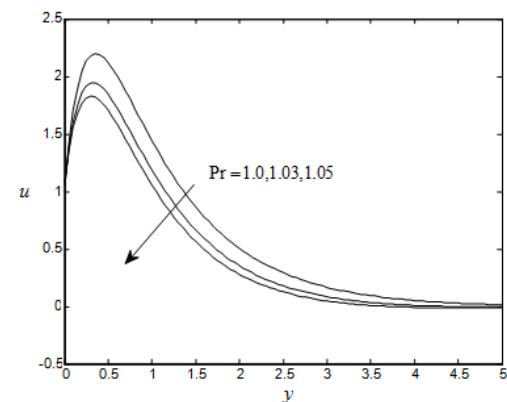


Fig. 6. Profiles of u for Pr .

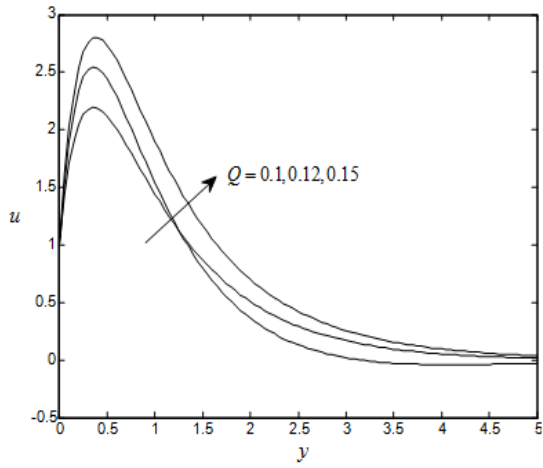


Fig. 7. Profiles of u for Q .

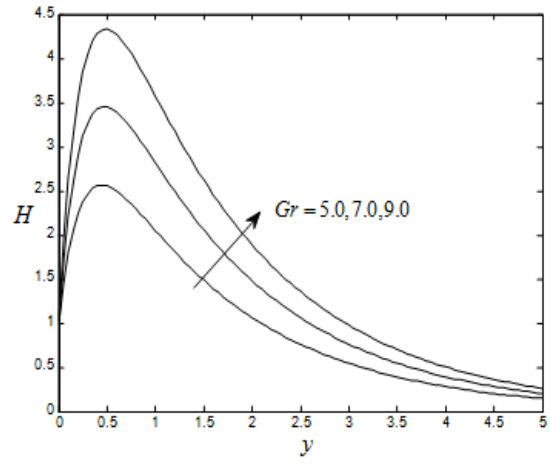


Fig. 10. Profiles of H for Gr .

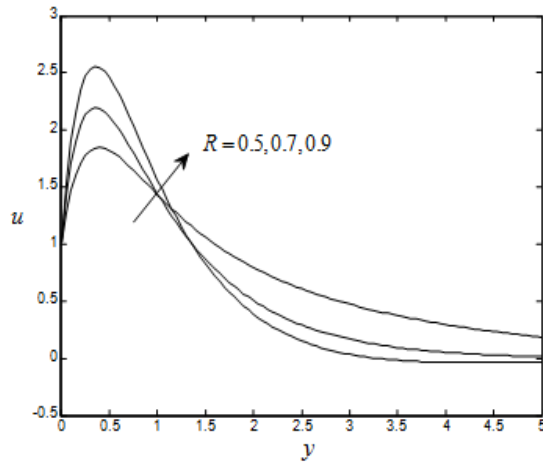


Fig. 8. Profiles of u for R .

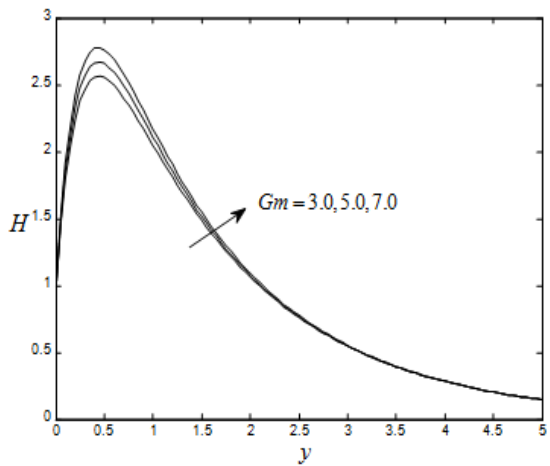


Fig. 11. Profiles of H for Gm .

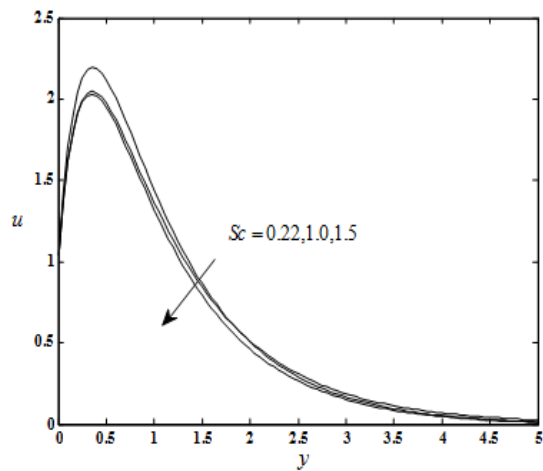


Fig. 9. Profiles of u for Sc .

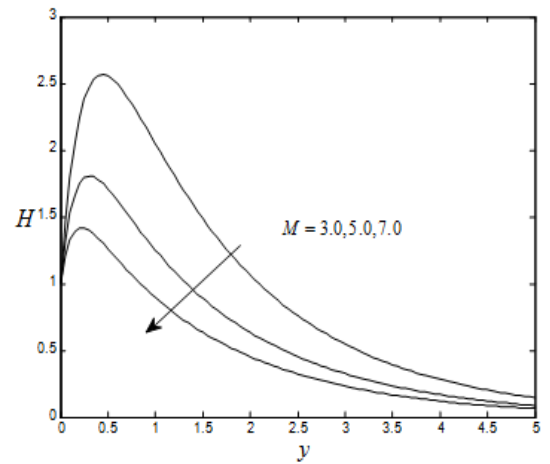


Fig. 12. Profiles of H for M .

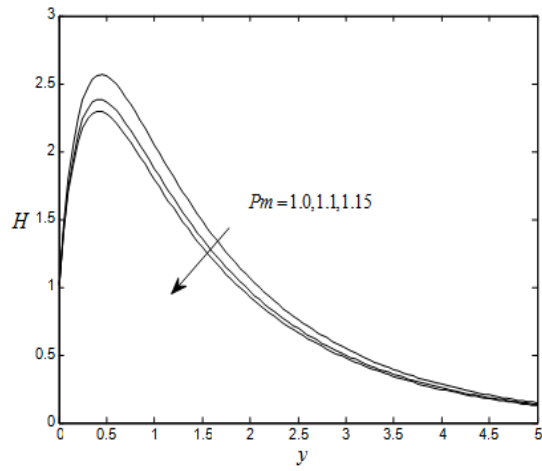


Fig. 13. Profiles of H for Pm .

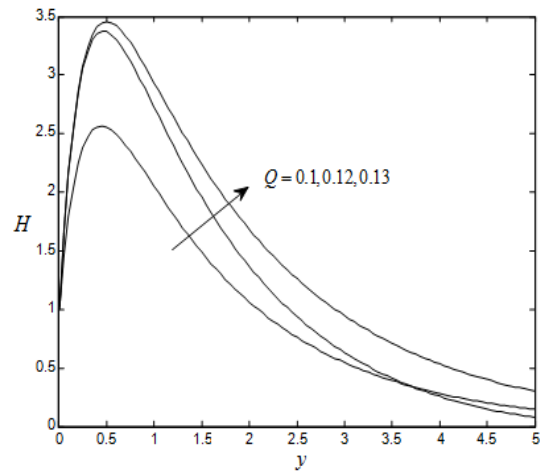


Fig. 16. Profiles of H for Q .

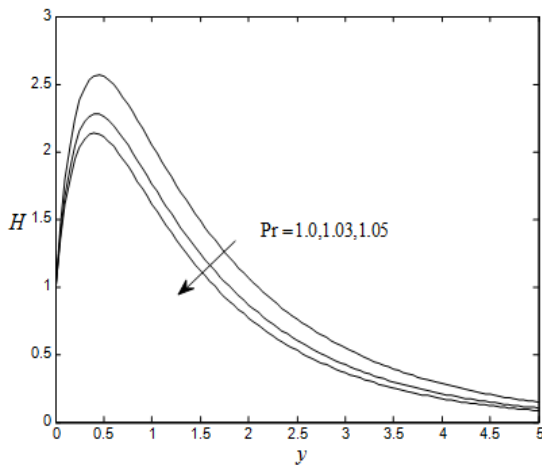


Fig. 14. Profiles of H for Pr .

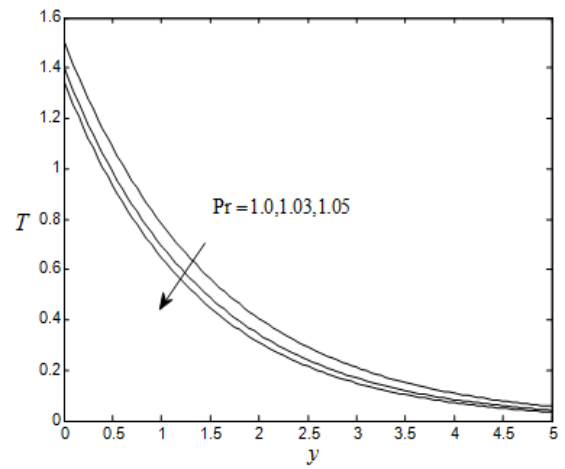


Fig. 17. Profiles of T for Pr .

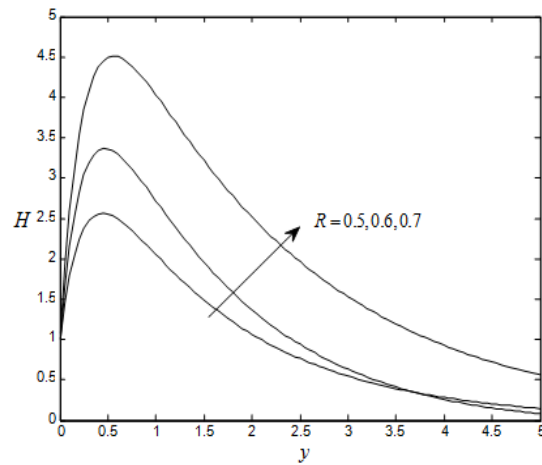


Fig. 15. Profiles of H for R .

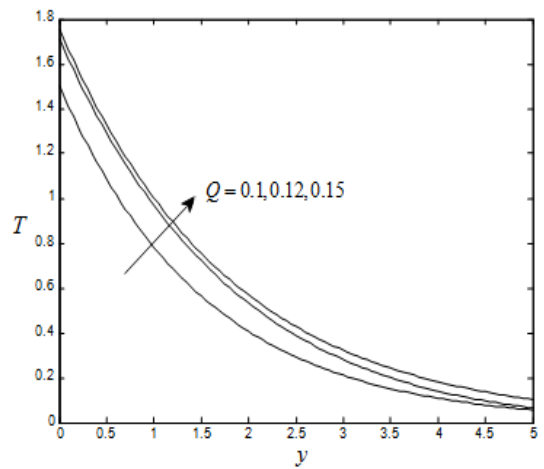


Fig. 18. Profiles of T for Q .

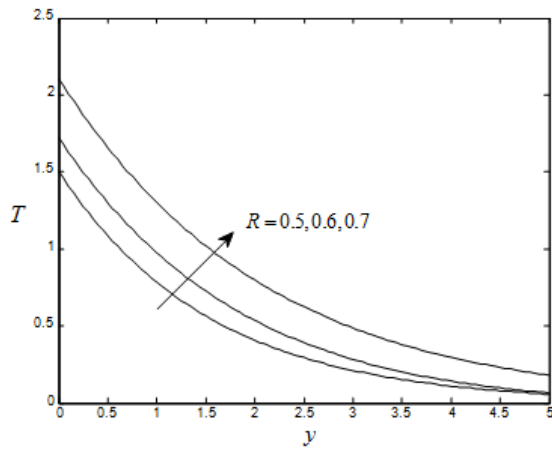


Fig.19. Profiles of T for R .

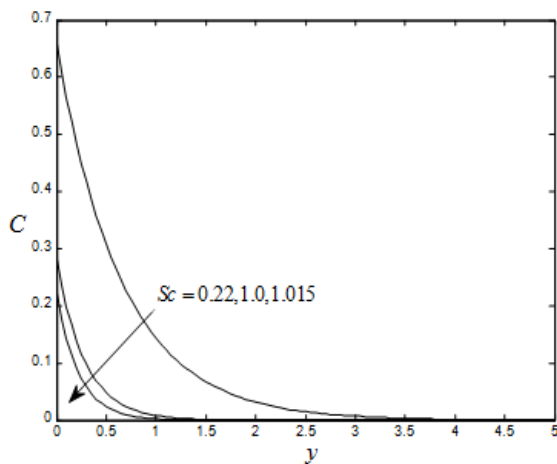


Fig. 20. Profiles of C for Sc .

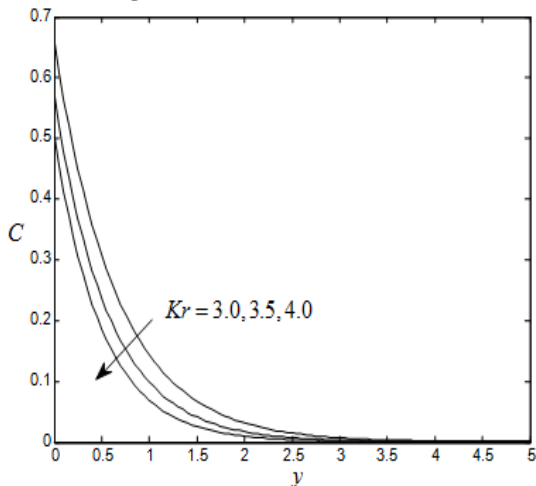


Fig. 21. Profiles of C for Kr .

The nature of physical flow, heat and mass transfer gradient of the governing parameters can be understand from [Tables 1-4](#).

Table 1. Study of τ and J with Gr, Gm, M and Pm for $Pr = 0.71, R = 0.5, Ec = 0.005, Sc = 0.22, Kr = 3.0$.

Gr	Gm	M	Pm	τ	J
2.0	2.0	1.0	1.0	4.7956	3.7030
3.0	2.0	1.0	1.0	7.0310	5.5045
4.0	2.0	1.0	1.0	9.0596	7.2978
2.0	3.0	1.0	1.0	5.0620	3.7798
2.0	4.0	1.0	1.0	5.1241	3.8452
2.0	2.0	2.0	1.0	3.7930	2.4245
2.0	2.0	3.0	1.0	2.7956	1.2921
2.0	2.0	1.0	2.0	4.7785	1.3036
2.0	2.0	1.0	3.0	4.7532	0.6145

Table 2. Study of Nu and Sh with Gr, Gm, M and Pm for $Pr = 0.71, R = 0.5, Ec = 0.005, Sc = 0.22, Kr = 3.0$.

Gr	Gm	M	Pm	Nu	Sh
2.0	2.0	1.0	1.0	-1.0003	-1.0021
3.0	2.0	1.0	1.0	-1.0005	-1.0025
4.0	2.0	1.0	1.0	-1.0006	-1.0036
2.0	3.0	1.0	1.0	-1.0003	-1.0021
2.0	4.0	1.0	1.0	-1.0002	-1.0019
2.0	2.0	2.0	1.0	-1.0007	-1.0026
2.0	2.0	3.0	1.0	-1.0008	-1.0032
2.0	2.0	1.0	2.0	-1.0037	-1.0057
2.0	2.0	1.0	3.0	-1.0053	-1.0096

Table 3. Study of τ and J with Pr, R, Sc and Kr for $Gr = 2.0, Gm = 2.0, M = 1.0, Ec = 0.005, Pm = 1.0$.

Pr	R	Q	Sc	Kr	τ	J
0.71	0.1	0.1	0.22	3.0	4.7912	3.5089
1.0	0.1	0.1	0.22	3.0	1.5552	1.3852
2.0	0.1	0.1	0.22	3.0	0.6463	0.2863
0.71	0.2	0.1	0.22	3.0	5.3678	4.0874
0.71	0.3	0.1	0.22	3.0	6.0741	4.8142
0.71	0.1	0.3	0.6	3.0	4.4752	3.3430
0.71	0.1	0.4	0.78	3.0	4.4363	3.3372
0.71	0.1	0.1	0.6	3.0	4.6348	3.4496
0.71	0.1	0.1	0.78	3.0	4.5641	3.3845
0.71	0.1	0.1	0.22	5.0	4.5678	3.3821
0.71	0.1	0.1	0.22	6.0	4.5632	3.3856

Table 4. Study of Nu and Sh with Pr, R, Sc and Kr for $Gr = 2.0, Gm = 2.0, M = 1.0, Ec = 0.005, Pm = 1.0$.

Pr	R	Q	Sc	Kr	Nu	Sh
0.71	0.1	0.1	0.22	3.0	-2.0003	-3.020
1.0	0.1	0.1	0.22	3.0	-1.9997	-3.9947
2.0	0.1	0.1	0.22	3.0	-1.9988	-3.9958
0.71	0.2	0.1	0.22	3.0	0.0003	-1.0045
0.71	0.3	0.1	0.22	3.0	0.0003	-1.0063
0.71	0.1	0.3	0.6	3.0	0.0006	-1.0216
0.71	0.1	0.4	0.78	3.0	0.0005	-1.0455
0.71	0.1	0.1	0.6	3.0	-2.9993	-3.9743
0.71	0.1	0.1	0.78	3.0	-2.0006	-3.0636
0.71	0.1	0.1	0.22	5.0	0.9993	-1.9753
0.71	0.1	0.1	0.22	6.0	-2.0006	-3.0426

5. Conclusions

Key findings are enlisted below:

- An improvement in Gm, Gr causes to improve u, H and T .
- u and H are the suppressing functions of M and Pr .
- u, H and T accelerate with a raise in Q .
- u, H and T are the enhancing function of R .

APPENDIX

$$m_1 = \frac{Sc + \sqrt{Sc^2 + 4ScKr}}{2}, m_2 = \frac{Pr + \sqrt{Pr^2 - 4s_3}}{2},$$

$$m_3 = \frac{n_1 + \sqrt{n_1^2 - 4n_2}}{2}, m_4 = 0, m_5 = -1,$$

$$m_6 = \frac{Pr + \sqrt{Pr^2 - 4s_3}}{2}, m_7 = \frac{n_1 + \sqrt{n_1^2 - 4n_2}}{2},$$

$$A_1 = \frac{Pr MGr}{m_1^2} \frac{1}{m_2^2 - n_1 m_2 + n_2},$$

$$A_2 = \frac{Pr MGr}{m_1^2} \frac{1}{m_1^2 - n_1 m_1 + n_2}, A_3 = h + A_1 + A_2,$$

$$A_4 = \frac{Mm_3 A_3}{m_3^2 - m_3}, A_5 = \frac{Mm_2 A_1 + \frac{Gr}{m_2}}{m_2^2 - m_2},$$

$$A_6 = \frac{Mm_1 A_2 + \frac{Gm}{m_1}}{m_1^2 - m_1}, A_7 = U + A_6 + A_5 - A_4,$$

$$n_3 = Pr m_3^2 \left(A_4^2 + \frac{A_3^2}{Pm} \right), n_4 = Pr m_2^2 \left(A_5^2 + \frac{A_1^2}{Pm} \right),$$

$$n_5 = Pr m_1^2 \left(A_6^2 + \frac{A_2^2}{Pm} \right),$$

$$n_6 = 2 Pr m_3 m_2 \left(A_4 A_5 + \frac{A_3 A_1}{Pm} \right),$$

$$n_7 = 2 Pr m_3 m_1 \left(A_4 A_6 + \frac{A_3 A_2}{Pm} \right),$$

$$n_8 = 2 Pr m_1 m_2 \left(A_6 A_5 + \frac{A_2 A_1}{Pm} \right),$$

$$A_8 = \frac{Pr A_7^2}{4 - 2Pr + \frac{RPr}{4}}, A_9 = \frac{n_3}{4m_3^2 - 2m_3 Pr + \frac{RPr}{4}},$$

$$A_{10} = \frac{n_4}{4m_2^2 - 2m_2 Pr + \frac{RPr}{4}},$$

$$A_{11} = \frac{n_5}{4m_1^2 - 2m_1 Pr + \frac{RPr}{4}},$$

$$A_{12} = \frac{2 Pr A_7 A_4 m_3}{(m_3 + 1)^2 - Pr(m_3 + 1) + \frac{RPr}{4}},$$

$$A_{13} = \frac{2 Pr A_7 A_5 m_2}{(m_2 + 1)^2 - Pr(m_2 + 1) + \frac{RPr}{4}},$$

$$A_{14} = \frac{2 Pr A_7 A_6 m_1}{(m_1 + 1)^2 - Pr(m_1 + 1) + \frac{RPr}{4}},$$

$$A_{15} = \frac{n_6}{(m_3 + m_2)^2 - Pr(m_3 + m_2) + \frac{RPr}{4}},$$

$$A_{16} = \frac{n_7}{(m_3 + m_1)^2 - Pr(m_3 + m_1) + \frac{RPr}{4}},$$

$$A_{17} = \frac{n_8}{(m_1 + m_2)^2 - Pr(m_1 + m_2) + \frac{RPr}{4}},$$

$$A_{18} = \frac{\left[\begin{array}{l} 2A_8 + 2A_9 + 2A_{10} + 2A_{11}m_1 \\ + A_{12}(m_3 + 1) - A_{13}(m_2 + 1) \\ - A_{14}(m_1 + 1) - A_{15}(m_3 + m_2) \\ - A_{16}(m_3 + m_1) - A_{17}(m_1 + m_2) \end{array} \right]}{m_6},$$

$$n_9 = \frac{PmMGrA_{18}}{m_6}, n_{10} = \frac{PmMGrA_8}{2},$$

$$n_{11} = \frac{PmMGrA_9}{2m_3}, n_{12} = \frac{PmMGrA_{10}}{2m_2},$$

$$n_{13} = \frac{PmMGrA_{11}}{2m_1}, n_{14} = \frac{PmMGrA_{12}}{m_3 + 1},$$

$$n_{15} = \frac{PmMGrA_{13}}{m_2 + 1}, n_{16} = \frac{PmMGrA_{14}}{m_1 + 1},$$

$$n_{17} = \frac{PmMGrA_{15}}{m_3 + m_2}, n_{18} = \frac{PmMGrA_{16}}{m_3 + m_1},$$

$$n_{19} = \frac{PmMGrA_{17}}{m_1 + m_2}, A_{19} = \frac{n_8}{m_6^2 - n_1 m_6 + n_2},$$

$$A_{20} = \frac{n_9}{4 - 2n_1 + n_2}, \quad A_{21} = \frac{n_{10}}{4m_3^2 - 2n_1m_3 + n_2},$$

$$A_{22} = \frac{n_{11}}{4m_2^2 - 2n_1m_2 + n_2},$$

$$A_{23} = \frac{n_{12}}{4m_1^2 - 2n_1m_1 + n_2},$$

$$A_{24} = \frac{n_{13}}{(m_3 + 1)^2 - n_1(m_3 + 1) + n_2},$$

$$A_{25} = \frac{n_{14}}{(m_2 + 1)^2 - n_1(m_2 + 1) + n_2},$$

$$A_{26} = \frac{n_{15}}{(m_1 + 1)^2 - n_1(m_1 + 1) + n_2},$$

$$A_{27} = \frac{n_{16}}{(m_3 + m_2)^2 - n_1(m_3 + m_2) + n_2},$$

$$A_{28} = \frac{n_{17}}{(m_3 + m_1)^2 - n_1(m_3 + m_1) + n_2},$$

$$A_{29} = \frac{n_{18}}{(m_1 + m_2)^2 - n_1(m_1 + m_2) + n_2},$$

$$A_{30} = \left[\begin{array}{l} A_{19} - A_{20} - A_{21} - A_{22} - A_{23} - A_{24} \\ + A_{25} + A_{26} + A_{27} + A_{28} + A_{29} \end{array} \right],$$

$$A_{31} = \frac{MA_{30}}{m_7^2 - m_7}, \quad A_{32} = \frac{A_{19} + GrA_{18}}{m_6^2 - m_6},$$

$$A_{33} = \frac{MA_{20} - GrA_8}{2}, \quad A_{34} = \frac{MA_{21} - GrA_9}{4m_3^2 - 2m_3},$$

$$A_{35} = \frac{MA_{22} - GrA_{10}}{4m_2^2 - 2m_2}, \quad A_{35} = \frac{MA_{22} - GrA_{10}}{4m_2^2 - 2m_2},$$

$$A_{36} = \frac{MA_{23} - GrA_{11}}{4m_1^2 - 2m_1}, \quad A_{37} = \frac{MA_{24} - GrA_{12}}{(m_3 + 1)^2 - (m_3 + 1)},$$

$$A_{38} = \frac{MA_{25} - GrA_{13}}{(m_2 + 1)^2 - (m_2 + 1)},$$

$$A_{39} = \frac{MA_{26} - GrA_{14}}{(m_1 + 1)^2 - (m_1 + 1)},$$

$$A_{40} = \frac{MA_{27} - GrA_{15}}{(m_3 + m_2)^2 - (m_3 + m_2)},$$

$$A_{41} = \frac{MA_{28} - GrA_{16}}{(m_3 + m_1)^2 - (m_3 + m_1)},$$

$$A_{42} = \frac{MA_{29} - GrA_{17}}{(m_1 + m_2)^2 - (m_1 + m_2)},$$

$$A_{43} = \left[\begin{array}{l} A_{31} + A_{32} + A_{33} + A_{34} + A_{35} + A_{36} + A_{37} \\ + A_{38} - A_{39} - A_{40} - A_{41} - A_{42} \end{array} \right],$$

References

[1] R. C. Choudhury and B. K. Sharma, "Combined heat and mass transfer by laminar mixed convection flow from a vertical surface with induced magnetic field", *J. Appl. Phys.*, Vol. 99, No. 3, pp. 03490110–10, (2006).

[2] M. Hady, A. Y. Bakien and R. S. R. Gorla, "Mixed convection boundary layer flow on a continuous flat plate with variable viscosity", *Heat Mass Transfer*, Vol. 31, No. 3, pp. 169 – 172, (1996).

[3] B. Gebhart and L. Pera, "The nature of vertical natural convection flows resulting from the combined buoyancy effects on thermal and mass diffusion", *Int. J. Heat Mass Transfer*, Vol. 14, No. 2, pp. 2025–2050, (1971).

[4] B. K. Sharma and R. C. Chaudhary, "Hydromagnetic unsteady mixed convection and mass transfer flow past a vertical porous plate immersed in a porous medium with hall effect", *Eng. Trans.*, Vol. 56, No. 1, pp. 3–23, (2008).

[5] V. Sri Hari Babu and G. V. Ramana Reddy, "Mass transfer effects on MHD mixed convective flow from a vertical surface with ohmic heating and viscous dissipation", *Adv. Appl. Sci. Res.*, Vol. 2, No. 4, pp. 138–146, (2011).

[6] S. K. Kango and G. C. Rana, "Double-Diffusive convection in Walters' B' elastic-viscous fluid in the presence of rotation and magnetic field", *Adv. Appl. Sci. Res.*, Vol. 2, No. 4, pp. 166–176, (2011).

[7] A. Kavitha, R. Hemadri Reddy, S. Sreenadh, R. Saravana, and A. N. S. Srinivas, "Peristaltic flow of a micropolar fluid in a vertical channel with long wave length approximation", *Adv. Appl. Sci. Res.*, Vol. 2, No. 1, pp. 269–279, (2011).

[8] V. P. Rathod and S. K. Asha, "Effects of magnetic field and an endoscope on peristaltic motion", *Adv. Appl. Sci. Res.*, Vol. 2, No. 4, pp. 102–109, (2011).

[9] A. Raptis and N. G. Kafoussias, "Magnetohydrodynamics free convection flow and mass transfer through a porous medium bounded by an infinite vertical

- porous plate with constant heat flux”, *Can. J. Phys.*, Vol. 60, No. 12, pp. 1725-1729, (1982).
- [10] A. Raptis, “Flow through a porous medium in the presence of magnetic field”, *Int. J. Energy Res.*, Vol. 10, No. 1, pp. 97–101, (1986).
- [11] M. A. Sattar and M. M. Hossain, “Unsteady hydromagnetic free convection flow with hall current mass transfer along an accelerated porous plate with time-dependent temperature and concentration”, *Can. J. Phys.*, Vol. 70, No.5, pp. 369–374, (1992).
- [12] M. A. Sattar, “Unsteady hydromagnetic free convection flow with Hall current mass transfer and variable suction through a porous medium near an infinite vertical porous plate with constant heat flux”, *Int. J. Energy Res.*, Vol. 17, No. 9, pp. 1-5, (1994).
- [13] A. Kumar and A. K. Singh, “Unsteady MHD free convection heat and mass transfer flow past a semi-infinte vertical wall with induced magnetic field”, *Appl. Math. Comput.*, Vol. 222, No. 1, pp. 462–471, (2013).
- [14] K. Chaudhary, A. Sharma and A. K. Jha, “Laminar mixed convection flow from a vertical surface with induced magnetic and convective boundary”, *Int. J. Appl. Mech. Eng.*, Vol. 23. No. 2, pp. 307-326, (2018).
- [15] D. Sarma and K. K. Pandit “Effects of Thermal Radiation and Chemical Reaction on Steady MHD Mixed Convective Flow over a Vertical Porous Plate with Induced Magnetic Field”, *Int. J. Fluid Mech. Res.*, Vol. 42, No. 4, pp. 315-333, (2015).
- [16] Md. M. Alam, M. R. Islan and F. Rahman, “Steady heat and mass transfer by mixed convection flow from a vertical porous plate with induced magnetic field, constant heat and mass fluxes”, *Sci. Technol. Asia*, Vol. 13, No. 4, pp. 1-13, (2008).
- [17] S. M. Ibrahim and K. Suneetha, “Influence of chemical reaction and heat source on MHD free convection boundary layer flow of radiation absorbing Kuvshinshiki fluid in porous medium”, *Asian J. Math. and Comput. Res.*, Vol. 3, No. 2, pp. 87-103, (2015).
- [18] N. Ahmed and S. Sengupta, “Thermo-Diffusion and Diffusion-Thermo effects on a three dimensional MHD mixed convection flow past an infinite vertical porous plate with thermal radiation”, *Magneto Hydrodyn.*, Vol. 47, No. 1, pp. 41–60, (2011).
- [19] R. C. Chaudhary, B. K. Sharma and A. K. Jha, “Radiation Effect with Simultaneous Thermal and Mass Diffusion in MHD Mixed Convection Flow from a Vertical Surface with Ohmic Heating”, *Romania J. Phys.*, Vol. 51, No. 7-8, pp. 715-727, (2006).
- [20] B. K. Sharma, M. Agarwal and R. C. Chaudhary, “MHD Fluctuating Free Convective Flow with Radiation Embedded in Porous Medium Having Variable Permeability and Heat Source/Sink”, *J. Tech. Phys.*, Vol. 47, No. 1, pp. 47-58, (2006).
- [21] G. Stangle and I. Aksay, “Simultaneous momentum, heat and mass transfer with chemical reaction in a disordered porous medium: application to binder removal from a ceramic green body”, *Chem. Eng. Sci.*, Vol. 45. No. 7, pp. 1719-1731, (1990).
- [22] R. Muthucumarswamy, “First order chemical reaction on exponentially accelerated isothermal vertical plate with mass diffusion”, *Ann. Fac. Eng. Hunedoara, J. Eng. Tome*, Vol. 7, No. 1, pp. 47-50, (2009).
- [23] V. Rajesh and S. V. K. Varma, “Chemical reaction and radiation effects on MHD flow past an infinite vertical plate with variable temperature”, *Far East J. Math. Sci.*, Vol. 32, No. 1, pp. 87- 106, (2009).
- [24] R. Kandasamy, K. Periasamy and K. K. Prashu Sivagnana, “Effects of Chemical Reaction, Heat and Mass Transfer along Wedge with Heat Source and Concentration in the Presence of Suction or Injection”, *Int. J. Heat Mass Transfer*, Vol. 48, No. 7, pp. 1388- 1394, (2005).
- [25] F. M. N. El-Fayez, “Effects of chemical reaction on the unsteady free convection

flow past an infinite vertical permeable moving plate with variable temperature”, *J. Surf. Eng. Mater. Adv. Technol.*, Vol. 2, No. 2, pp. 100-109, (2012).

[26] C. S. Sravanthi, A. L. Ratnam and N. B. Reddy, “Thermo- Diffusion and

Chemical reaction effects on a steady mixed convective heat and mass transfer flow with induced magnetic field”, *Int. J. Innovative Res. in Sci. Eng.*, Vol. 2, No. 9, pp. 4415-4424, (2013).

Copyrights ©2021 The author(s). This is an open access article distributed under the terms of the Creative Commons Attribution (CC BY 4.0), which permits unrestricted use, distribution, and reproduction in any medium, as long as the original authors and source are cited. No permission is required from the authors or the publishers.



How to cite this paper:

K. Suneetha, S. M. Ibrahim, G V Ramana Reddy and P. Vijaya Kumar, “Analytical study of induced magnetic field and heat source on chemically radiative MHD convective flow from a vertical surface,”, *J. Comput. Appl. Res. Mech. Eng.*, Vol. 11, No. 1, pp. 165-176, (2021).

DOI: 10.22061/JCARME.2020.2784.1285

URL: https://jcarme.sru.ac.ir/?_action=showPDF&article=1183

